




# ***SIX SHOOTER***



# *INSTRUCTIONS*

1. Six Shooter was designed to be strapped to the side of a gallon fuel can. A typical installation is shown at right.
2. Six Shooter will pump up to 6/10 oz. per turn (that's why we call it Six Shooter), but actual volume will depend on the cranking speed, external hook-up, etc. To obtain the maximum pumping rate, utilize large i.d. (inside diameter) tubing and fittings for hookup. When pumping, use a cranking speed of approximately 1 turn per second. This will allow the pumping element to expand and fill itself completely and produce the maximum pumping rate.

The pumping element in Six Shooter is a 10 inch length of special tubing. It was selected to give the best combination of fuel resistance and pumping rate.

4. Six Shooter is molded from a rigid nylon and is very rugged. It carries a one year guarantee against breakage or abnormal wear. Return to the factory for service, but please include \$2 .00 for handling and return postage.

***Outgoing fuel line from pump.\****

*Insert nozzle into outgoing nozzle coupler when not in use.*

***3/32 nylon nozzle\****

***Outgoing nozzle coupler\****

***Incoming fuel line to pump\****

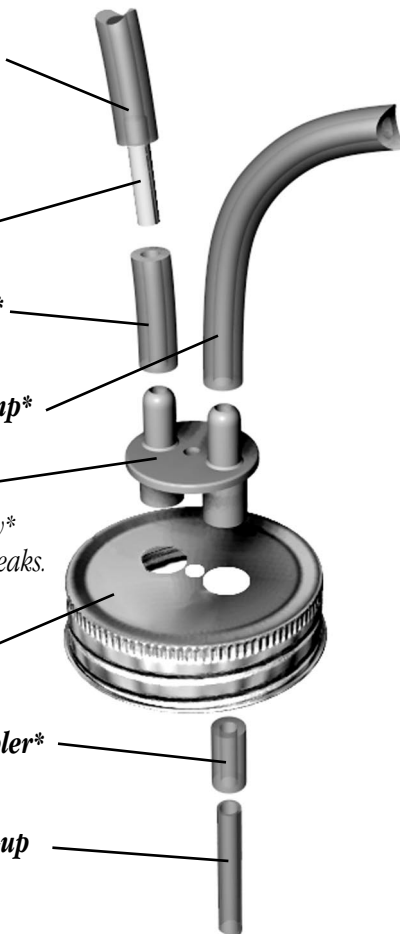
***Molded adapter***

*Attach to the lid with a screw\* and be sure to seal against leaks.*

***Fuel can cap\****

***Fuel tubing coupler\****

***Nylon tube fuel pick-up***




*\*Not included*

# ***Also Available***



*the Holster*  
*HSTR-2061*



*Cordless Starter Pack*  
*STPA-2100*



*Starter Pack*  
*Charger*  
*CHGR-2175*

**DAVE BROWN PRODUCTS INC.**

4560 Layhigh Road, Hamilton, Ohio 45013  
513/738-1576 • [www.dbproducts.com](http://www.dbproducts.com)